

british ceramic tile 

TILE COLLECTION.





CONTENTS.

The Trend Edit	
Colour and Structure	
Brighton	
The Colour Compendium	
Cosmopolitan	
Definitions	
Eos Lustre	
Function & Form	
Industrial	
Luna	
Lustre	
Metro	
New Brighton	
Parian	
Seagrass	
Textile	
Stone and Marbel	
HD Introduction	
HD Chameleon	
HD Clarendon	
HD Concrete	
HD Ditto	
HD Galvanised	
HD Gecko	
HD Gravity	
HD Harmony	
HD Insignia	
HD Laurel Marble	
HD Novara	
HD Parallel	
HD Serpentine	
HD Slate	
HD Snowdonia	
HD Wood	

03	Dartmoor Naturals	85
	Devonstone	87
07	Dorchester	91
09	Mountain	93
11	Rapolano	95
13	Seaton	99
17	Sagrestano	101
19	Vasanello	105
29	Feature Floors	107
31	Designer Brands	
33	Tiles by Studio Conran	117
35	Laura Ashley Tiles	125
37	Laura Ashley Splashbacks	143
39	Ted Baker	151
41	V&A	163
43	Impact Glass	187
	Porcelain	
45	Blend	191
47	Extreme	195
49	Hex	197
51	Loft	199
53	Shift	201
55	Splendid Wood	203
57	Stipple	205
59	Sublime	207
61	Vintage Wood	209
63	Mosaics	
65	Shades of Grey	211
67	Naturals	213
69	Bright & Beautiful	215
75	Luxe	217
77	Technical Information	221
81	Metric to Imperial Conversion	227
83		

THE TREND EDIT.

Surfaces in 2018 have a tactile quality with texture and pattern everywhere from tableware through to ceramics. With a two-dimensional quality, these surface patterns are discreet in their execution, bringing visual intrigue to design schemes within an organic, natural colour palette.



Sumptuous SURFACES

The trend for structure is indicative of the movement towards softer, more feminine interiors. The approach is individual and eclectic with an artisan feel. Structured patterns and surface decoration offer layers of textural interest that effortlessly translates to wall coverings, accessories and furniture.



Ceramics are full of sculptural detail including pleats, folds and gentle forms. Design references take their cue from the ancient art of origami with geometric patterns transforming the plain and understated into works of art.



Mineral *Rich*

Interiors are awash with stunning colour gradients and painterly effects. Following on from Abstraction, Mineral Rich extends the look taking inspiration from nature – think beautiful landscapes, deep blue seas and stormy skies. Patterns reflect mineral forms with soft flowing lines and **colour washes** recreating a feeling of wellbeing and calm. Designs build as colours intensify and interweave, **creating layers of interest**.

Earthy, washed out tones of blue and green are married with rich jewel shades of jade and amethyst toned down by a neutral backdrop of white, grey and beige, allowing the pattern to take centre stage. A **holistic approach to interiors** and accessories gives an overall feeling of serenity and tranquility. Discreetly coloured marbles and patterned earthenware typify the trend with materials such as wood and velvet delivering an extra dimension.



Interior Scaping

While some trends can be fully embraced, others are more of a style reference allowing elements to be incorporated into wider design projects.

Loud and proud with its oversized **tropical prints and botanical beauty**, Interior Scaping is the perfect example of a style that can be scaled up or toned down. Chaotic in its delivery, the look takes its design cues from **hot, balmy climates, exotic paradises and urban jungles**.



Patterns and prints are bold and not for the faint hearted, bringing with them a **retro feel**. Leafy palms, oversized plants and foliage are integral to the overall design scheme and can be seen widely in wallpaper designs and soft furnishings - acting as the focal point of a room. **Vibrant crisp greens**, which bring a sense of wellbeing and harmony, are offset by luxe metallic detail for a look that is adventurous and fresh, bringing a sense of the outdoors in.





BRIGHTON.

Contemporary ceramic wall tiles with a gloss finish and linear design with co-ordinating floor options.



BCT12238
White Wall
248x398mm
C G



BCT14584
Ivory Wall
248x398mm
C G



BCT14591
Beige Wall
248x398mm
C G



BCT14560
Truffle Wall
248x398mm
C G



BCT14577
Grey Wall
248x398mm
C G



BCT12207
Black Wall
248x398mm
C G

COLOUR COMPENDIUM

FROM
british ceramic tile

COLOURS.


The Colour Compendium is a complete range of coloured ceramic tiles in gloss, satin and textured finishes.




BCT56546
Cobalt Blue
148x148mm
C G



BCT56515
Mint
148x148mm
C G



BCT56652
Sky Blue
148x148mm
C G



BCT56669
Pale Aqua
148x148mm
C G



BCT56553
Smoke Grey
148x148mm
C G



BCT56560
Dove Grey
148x148mm
C S



BCT56690
Pigeon Satin
148x148mm
C S



BCT56638
Turin Beige
148x148mm
C S



BCT56621
Turin Charcoal
148x148mm
C S




BCT56614
Turin Grey
148x148mm
C S



BCT56607
Turin white
148x148mm
C S




BCT56522
Barley
148x148mm
C G



BCT56645
Cream Gloss
148x148mm
C G



BCT56584
Ivory
148x148mm
C G



BCT56683
Black Speckle
148x148mm
C G



BCT56676
Cream Speckle
148x148mm
C G



BCT56706
Salt n Pepper
148x148mm
C G



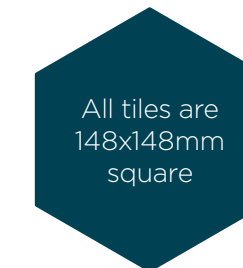
BCT56539
Jet Black
148x148mm
C G



BCT56577
White Satin
148x148mm
C S



BCT55143
White Gloss
148x148mm
C G



All tiles are
148x148mm
square



13 gloss and
7 satin colours
to choose from

NEW

Lay in a
variety of ways
to create a
unique edge



BCT43065
White Wall
200x100mm
C G



BCT43041
Grey Wall
200x100mm
C G



BCT43003
Duck Egg Wall
200x100mm
C G



BCT43034
Black Wall
200x100mm
C G



BCT52159
Navy Wall
200x100mm
C G



BCT52166
Denim Wall
200x100mm
C G



COSMOPOLITAN.


These on-trend and contemporary flat small format tiles are perfect for colours. Cosmopolitan can be mix-and-matched and laid in a variety of ways to give a unique edge on any wall.

DEFINITIONS.


Definitions brings a subtle hint of vintage glamour to our tile collections with the faux print structure adding an extra dimension to the tile. Available in two sizes and four different designs, this range transforms a room and sits perfectly with our plain Function floor and wall tiles



BCT48541
Hampstead White
Wall
248x498mm
C M




BCT48534
Hampstead Grey
Wall
248x498mm
C M




BCT48589
Geo Circle White
Wall
248x498mm
C M



BCT48572
Geo Circle Grey
Wall
248x498mm
C M



BCT48565
Hex White
Wall
248x498mm
C M




BCT48558
Hex Grey
Wall
248x498mm
C M




DEFINITIONS.


Definitions brings a subtle hint of vintage glamour to our tile collections with the faux print structure adding an extra dimension to the tile. Available in two sizes and four different designs, this range transforms a room and sits perfectly with our plain Function floor and wall tiles




BCT54108
Flower White Matt
Wall
248x498mm
C M



BCT54115
Flower Grey Matt
Wall
248x498mm
C M



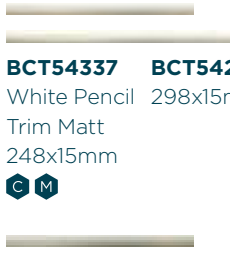
BCT54269
Flower White Matt
Wall
148x498mm
C M



BCT54252
Flower Grey Matt
Wall
148x498mm
C M



BCT54276
Grey Matt
Floor
331x331mm
C M



BCT54337
White Pencil
Trim Matt
248x15mm
C M



BCT54269
298x15mm



BCT54313
Light Grey
Matt
248x15mm
C M



BCT54320
298x15mm

Complementary
pencil trim
available in 3
colours 2 sizes



BCT54290
Dark Grey
Matt
248x15mm
C M

BCT54306
298x15mm

NEW



BCT48787
Eos Multi Use
White
298x598mm
C M



BCT48770
Eos Multi Use
Black
298x598mm
C M



EOS LUSTRE.

A range of large format tiles with a beautiful premium lustre effect which would create a feature in any room.

FUNCTION AND FORM

FROM
british ceramic tile

FORM WAVE.

Function and Form comprises a contemporary range of black and white ceramic wall and floor tiles with complementary 3D wave effect décors to create a striking monochrome look.

**BCT18741**

White Matt Wall
248x498mm

**BCT18765**

Black Matt Wall
248x498mm

**BCT19946**

White Gloss Wall
248x498mm


**BCT18758**

Black Gloss Wall
248x498mm





BCT42037
White Satin Wall
248x498mm
C S



BCT42020
Black Satin Wall
248x498mm
C S



BCT42013
White Gloss Wall
248x498mm
C G



BCT42006
Black Gloss Wall
248x498mm
C G

FUNCTION AND FORM

FROM
british ceramic tile


FORM PATCHWORK.

The new Function & Form Patchwork is a structured décor and is available in black and white in both gloss and satin formats. It can be used as a feature wall against the co-ordinating plain Function tiles.



FUNCTION & FORM.


A contemporary range of black and white wall and floor tiles
with various 3D effect décors



BCT20936
White Gloss Plank Wall
148x498mm
C G




BCT20943
Black Gloss Plank Wall
148x498mm
C G



BCT19922
White Gloss Wall
248x498mm
C G




BCT18703
Black Gloss Wall
248x498mm
C G



BCT21063
White Gloss Wall
298x498mm
C G




BCT21087
Black Gloss Wall
298x498mm
C G




BCT46684
Satin Floor
498x498mm
C M PEI 4


All sizes also
available in matt
finish




BCT20912
White Matt Plank
Multi Use
148x498mm
C M PEI 4



BCT19939
White Matt
Wall
248x498mm
C M



BCT21070
White Matt
Multi Use
298x498mm
C M PEI 4



BCT18833
White Matt
Floor
331 x331mm
C M PEI 3



BCT20929
Black Matt Plank
Multi Use
148x498mm
C M PEI 1



BCT18710
Black Matt
Wall
248x498mm
C M



BCT21094
Black Matt
Multi Use
298x498mm
C M PEI 1




BCT18857
Black Matt
Floor
331 x331mm
C M PEI 2

FUNCTION AND FORM


FROM
british ceramic tile

FUNCTION & FORM.

A contemporary range of black and white wall and floor tiles
with various 3D effect décors



BCT42129
White Gloss Wall
298x498mm
C G



BCT42136
White Matt Wall
298x498mm
C M



BCT42143
Black Gloss Wall
298x498mm
C G



BCT42150
Black Matt Wall
298x498mm
C M

FUNCTION AND
FORM

FROM
british ceramic tile

**FORM
HEX.**

A structured decorative tile featuring an on trend hexagon shape for use with the plain function tiles. Hex is available in black and white in both matt and gloss finishes.

ALL THE
STUFF
I NEED



INDUSTRIAL.

An on trend range of rustic matt and metallic glazed wall tiles giving a nod towards industrial heritage.



BCT48404
Black Matt Wall
75x300mm
C M



BCT48381
Gold Wall
75x300mm
C G



BCT48398
Iron Wall
75x300mm
C G



BCT48374
Silver Wall
75x300mm
C G



LUNA.

The raised surface structure and a fabric like print is reminiscent of a cosy textile. The mix of shades in each delicate colour is tonally subtle but still interesting enough to add movement and depth creating even more comfort and warmth for a softer feel.



BCT48992
Cloud White
248x498mm
C M



BCT49012
Glow Beige
248x498mm
C M



BCT50643
Cloud White
148x498mm
C M PEI 4



BCT50667
Glow Beige
148x498mm
C M PEI 3



BCT49005
Dust Light Grey
248x498mm
C M



BCT50681
Night Dark Grey
248x498mm
C M



BCT50650
Dust Light Grey
148x498mm
C M PEI 4



BCT50674
Night Dark Grey
148x498mm
C M PEI 3

LUSTRE.

An elegant range of lustre effect ceramic tiles perfect for creating modern feature wall with depth and class.

Reflective multi-faceted surfaces that catch the light



BCT50636
Squares
248x498mm
C G



BCT53767
Elongated Brick
248x498mm
C G



BCT53750
Scallops
248x498mm
C G



BCT56881
Moroccan
248x498mm
C G



METRO.

Ceramic wall tiles in contemporary rectangular formats with a beveled edge.



BCT50520
Bianco Gloss
Metro Wall
100x200mm
C G



BCT50537
Cream Gloss
Metro Wall
100x200mm
C G



BCT50551
Black Gloss
Metro Wall
100x200mm
C G



BCT50544
Grey Gloss
Metro Wall
100x200mm
C G



www.britishceramictile.com | Tel. +44 (0) 1626 831 455 | globalteam@britishceramictile.com

P Porcelain NS Natural Stone C Ceramic G Gloss M Matt S Satin PEI 4 Wear Rating



NEW BRIGHTON.


The simple addition of a gentle raised texture softens the surface, creating a ripple effect to add interest to the wall when light is reflected.




BCT48909
Salt Wall
248x498mm
C G




BCT48893
Tide Wall
248x498mm
C G



BCT48916
Sand Wall
248x498mm
C G



BCT48923
Pier Wall
248x498mm
C G



BCT49852
Rock Wall
248x498mm
C G



BCT49869
Surf Wall
248x498mm
C G

PARIAN.

Be on-trend with this set of 12 ceramic patchwork tiles. With four different designs, it is perfect for creating a statement wall or floor!



BCT41948

Set of 12 Multi Use Coloured Décors
4 Designs
142x142mm

PEI 4




BCT41962

Cream Plain
Multi Use
142x142mm

PEI 4


Can be used
on walls
and floors



BCT41955

Set of 12 Multi Use Grey Décors
4 Designs
142x142mm

PEI 4



BCT41986

Dark Grey Plain
Multi Use
142x142mm

PEI 1



BCT41993

Mid Grey Plain
Multi Use
142x142mm

PEI 2



NEW



BCT54979
White
Wall
148x498mm
C M



BCT54986
Light Grey
Wall
148x498mm
C M



BCT54993
Beige Wall
Wall
148x498mm
C M



BCT55006
White
Wall
248x498mm
C M



BCT55013
Light Grey
Wall
248x498mm
C M



BCT55020
Beige
Wall
248x498mm
C M



SEAGRASS.

With a multi-toned background and raised linear pattern with a delicate lustre Seagrass creates texture and reflects light around your room.

TEXTILE.

Eye-catching and perfect for zoning spaces, Textile is a beautiful range of fabric inspired textural tiles. Available in two sizes in white and grey tones. Complementary pencil trim are also available to create a refined finish to the space.




BCT48763
Graphic White
Wall
248x498mm
C M




BCT52531
Weave Grey Matt
Multi Use
248x498mm
C M



BCT52524
Linen Grey Matt
Wall
248x498mm
C M



BCT54139
Graphic Grey Matt
Wall
248x498mm
C M



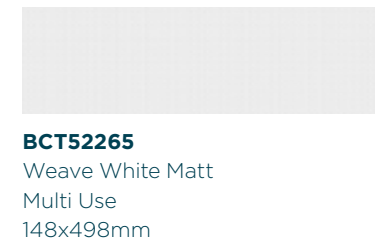
BCT52272
Weave White Matt
Wall
248x498mm
C M



BCT52258
Linen White Matt
Wall
248x498mm
C M



BCT54122
Graphic Dark Grey Matt
Wall
248x498mm
C M



BCT52265
Weave White Matt
Multi Use
148x498mm
C M



BCT52517
Linen Grey Matt
Multi Use
148x498mm
C M

BCT52241
Linen White Matt
Multi Use
148x498mm
C M



TECHNOLOGY

british ceramic tile

LIFE LOOKS BETTER IN HD.

REDEFINING WHAT'S POSSIBLE IN TILES.

Didn't think you could create an amazing stone, wood & graphic look using tiles?

You can with our **HD range** - created using the very latest high definition inkjet technology.

- ◆ Emulate the look of natural stone and marble
- ◆ No sealing required
- ◆ Easy to install, clean and maintain
- ◆ Printed using the latest HD technology

3D HD

3D HD uses the same HD technology that we have become known for but it is applied to a 3D tile allowing us to continue to emulate real textures but now with an extra dimension.

HD ULTRA

HD Ultra is a step up of the HD technology adding four times the resolution in the development and manufacturing process. The Ultra technology gives an increased depth and format to the finished product.



TECHNOLOGY

british ceramic tile

CHAMELEON.

Sumptuous marble effect ceramic tiles featuring a contemporary colour palette created using the latest HD technology.



BCT21476

Grey Matt Multi Use
298x498mm



BCT12108

Beige Matt Multi Use
298x498mm



BCT21483

White Matt Multi Use
298x498mm



BCT38528

Beige/Emperador
Polished Mosaic
305x305mm



Complementary
natural stone
mosaic detail



TECHNOLOGY

british ceramic tile

CLARENDON.

HD Clarendon is a complex marble design available in three colours that work harmoniously together. This gloss wall sits effortlessly with the matt floor options to create a sophisticated and elegant space in your home.




BCT46226
Smoked Grey
Wall
248x498mm
C G



BCT46240
Frost White
Wall
248x498mm
C G




BCT46233
Soft Ember
Wall
248x498mm
C G



BCT46257
Smoked Grey
Floor
331x331mm
C M PEI 4



BCT46271
Frost White
Wall
331x331mm
C M PEI 4



BCT46264
Soft Ember
Multi Use
331x331mm
C M PEI 4

Finish the look
with a pencil trim
available in size
248x50mm



TECHNOLOGY

british ceramic tile

CONCRETE.

Urban effect wall and floor tiles with matching feature floor in shades of grey.



BCT14362

Light Grey Wall
248x498mm



BCT14379

Mid Grey Wall
248x498mm



BCT14386

Dark Grey Wall
248x498mm



BCT14393

Light Grey Floor
331x331mm



BCT14409

Mid Grey Floor
331x331mm



BCT49449

Square Mosaic Grey Multi Use
300x300mm



BCT14416

Dark Grey Floor
331x331mm



BCT49449

Concrete Feature Floor
331x331mm



BCT49456

Hexagon Mosaic Multi Use
285x296mm





TECHNOLOGY


british ceramic tile

DITTO.

A range of ceramic, matt effect wall and floor tiles created using the latest in high definition technology.



BCT20424
Beige Wall
248x498mm
C M



BCT20455
Light Grey Wall
248x498mm
C M



BCT20486
Dark Grey Wall
248x498mm
C M




BCT20431
Wave Décor
Beige Wall
248x498mm
C M



BCT20462
Wave Décor
Light Grey Wall
248x498mm
C M



BCT20493
Wave Décor
Dark Grey Wall
248x498mm
C M




BCT20448
Beige Floor
331x331mm
C M PEI 3




BCT20479
Light Grey Floor
331x331mm
C M PEI 4



BCT20509
Dark Grey Floor
331x331mm
C M PEI 4



BCT12740
Beige Floor
400x600mm
C M PEI 4



BCT12757
Light Grey Floor
400x600mm
C P PEI 4



BCT12764
Dark Grey Floor
400x600mm
C P PEI 3

Complementary
porcelain
floors



TECHNOLOGY

british ceramic tile

GALVANISED.

A combination of original imagery and the latest in high definition inkjet technology was used to create HD Galvanised. An authentic, and on trend, weathered metal effect range inspired by rustic industrial spaces.

NEW

Natural-looking
with a unique
metal-effect
finish



BCT54191

Platinum White
Multi Use
298x498mm



BCT54207

Steel Grey
Multi Use
298x498mm





TECHNOLOGY

british ceramic tile

GECKO.

Distinctive sandstone effect ceramic tile created using the very latest HD technology, each tile has its own individual characteristics just like the natural alternative.



BCT21537
Grey Matt
Multi Use
298x498mm
C M PEI 3



BCT21544
Beige Matt
Multi Use
298x498mm
C M PEI 4



BCT52616
White
Wall and Floor
298x598mm
C G PEI 4



BCT54238
White
Wall
248x331mm
C G



BCT52623
Light Grey
Wall and Floor
298x598mm
C G PEI 4



BCT54221
Light Grey
Wall
248x331mm
C G



BCT52630
Mid Grey
Wall and Floor
298x598mm
C G PEI 4



BCT54214
Mid Grey
Wall
248x331mm
C G



TECHNOLOGY

british ceramic tile

GRAVITY.

A soft and subtle range of concrete effect ceramic tiles, suitable for use on walls and floors.

NEW



BCT53613
Grey Wall
248x498mm
C M



BCT53620
Dark Grey Wall
248x498mm
C M



BCT53736
Grey Floor
498x498mm
C M PEI 3



BCT53743
Dark Grey Floor
498x498mm
C M PEI 3



BCT56751
Harmony Floor
331x331mm
C M PEI 3

HD Harmony
feature floor tile
3 designs



TECHNOLOGY

british ceramic tile

HARMONY.

A sumptuous grey marble effect range available in variety of formats, tapping into current marble trends. Harmony is produced using the latest High Definition inkjet technology for the added depth and movement.



TECHNOLOGY

british ceramic tile

INSIGNIA.

A sophisticated gloss marble effect wall tile and anti-slip gloss floor tile available in three colour ways created using the latest HD technology.



BCT47124

Grey Gloss Wall
248x498mm



BCT47148

White Gloss Wall
248x498mm




BCT47568

Beige Gloss Wall
248x498mm



BCT47131

Grey Anti-Slip Gloss Floor
498x498mm




BCT47162

White Anti-Slip Gloss Floor
498x498mm



BCT47575

Beige Anti-Slip Gloss Floor
498x498mm




BCT38306


Lemon Marble
Mosaic
300x300mm



Add a mosaic
feature detail



BCT47018
Matt Floor
498x498mm
C M PEI 4



BCT46875
Matt Floor
331x331mm
C M PEI 4



BCT47001
Matt Wall
248x498mm
C M



BCT42624
Gloss Wall
248x498mm
C G

Pencil trim also
available size
248x50mm



TECHNOLOGY
british ceramic tile

LAUREL MARBLE.

A luxurious white Carrara marble effect range available in a variety of formats.



TECHNOLOGY

british ceramic tile

NORVARA.

Inspired by the crystalline texture and rich colours of natural Onyx, HD Norvara captures the splendour and intricate detail of this exquisite marble with its parallel veins and silky appearance.



BCT48855
Latte Matt
Floor
331x331mm
C M



BCT48756
Latte Gloss
Wall
248x498mm
G M



BCT48978
Latte Matt
Multi Use
298x598mm
C M



BCT48985
Flint Matt
Floor
331x331mm
C M



BCT48749
Flint Gloss
Wall
248x498mm
G M



BCT48961
Flint Matt
Multi Use
298x598mm
C M



TECHNOLOGY

british ceramic tile

PARALLEL.

Beautiful stone effect ceramic tiles printed using the latest in HD technology.




BCT20393
White Wall
298x598mm
C G



BCT20386
White Wall
248x498mm
C G



BCT53866
White Floor
498x498mm
C G PEI 3



BCT20409
White Wall
331x331mm
C G PEI 4



BCT20348
Light Beige Wall
298x598mm
C G



BCT18734
Light Beige Wall
248x498mm
C G



BCT53828
Light Beige Floor
498x498mm
C G PEI 4



BCT18840
Light Beige Floor
331x331mm
C G PEI 4

5 Natural
shades of stone
effect ceramic
tiles



BCT15956
Light Grey Wall
298x598mm
C G



BCT38658
Light Grey Wall
248x498mm
C G



BCT53842
Light Grey Wall and Floor
498x498mm
C G PEI 4



BCT15963
Light Grey Floor
331x331mm
C G PEI 4



BCT15987
Dark Grey Wall
298x598mm
C G



BCT20622
Dark Grey Wall
248x498mm
C G



BCT53859
Dark Beige Wall and Floor
498x498mm
C G PEI 4



BCT15994
Dark Grey Floor
331x331mm
C G PEI 4



TECHNOLOGY

british ceramic tile

PARALLEL.

Beautiful stone effect ceramic tiles printed using the latest in HD technology.



TECHNOLOGY

british ceramic tile

PARALLEL.

Beautiful stone effect ceramic tiles printed using the latest in HD technology.

Natural
imperfections
removed

5 Natural
shades of stone
effect ceramic
tiles



BCT20362
Dark Beige Wall
298x598mm
C G



BCT20355
Dark Beige Wall
248x498mm
C G




BCT53835
Dark Beige Wall and Floor
498x498mm
C G PEI 4



BCT20379
Dark Beige Floor
331x331mm
C G PEI 4



BCT04165
Beige Wall
298x598mm
C G



BCT04172
Grey Wall
298x598mm
C G



BCT38498
Stone/Glass/Metal/
Pearl Mix Mosaic
300x300mm
NS M



BCT38382
Stone/Glass/Metal/
Black Mix Mosaic
298x298mm
G



TECHNOLOGY

british ceramic tile

SERPENTINE.

A stunning contemporary linear design in a gloss finish.



TECHNOLOGY

british ceramic tile

SLATE.

Rustic by design, but practical by nature, the collection is incredibly versatile and brings a strong, textural quality to walls and floors, seamlessly recreating a rustic slate-effect from floor to ceiling.



BCT12986
Grey Wall
248x498mm
C M



BCT24156
Black Wall
248x498mm
C M



3D

BCT13389
Splitface Grey Wall
248x498mm
C M



3D

BCT13891
Splitface Black Wall
248x498mm
C M



BCT39778
Grey Floor
498x498mm
C M PEI 3



BCT39747
Black Floor
498x498mm
C M PEI 3



BCT12719
Oyster Wall
248x498mm
C M



BCT12856
Beige Wall
248x498mm
C M



BCT13419
Splitface Oyster Wall
248x498mm
C M



BCT12993
Splitface Beige Wall
248x498mm
C M



BCT39754
Oyster Floor
498x498mm
C M PEI 4



BCT39761
Beige Floor
498x498mm
C M PEI 3



TECHNOLOGY

british ceramic tile

SLATE.

Rustic by design, but practical by nature, the collection is incredibly versatile and brings a strong, textural quality to walls and floors, seamlessly recreating a rustic slate-effect from floor to ceiling.





TECHNOLOGY

british ceramic tile

Can be used on
walls and floors

SNOWDONIA.

A beautiful mini splitface structured tile
inspired by natural slate textures, with
a co-ordinating riven multi use tile.



BCT41801

Riven Grey Multi Use
298x498mm

C M PEI 3



3D

BCT13389

Grey Mini Splitface Wall
298x498mm

C M



BCT41818

Riven Brown Multi Use
298x498mm

C M PEI 3



3D

BCT41832

Brown Mini Splitface Wall
298x498mm

C M



BCT53811

Riven White Multi Use
298x498mm

C M



3D

BCT53651

White Mini Splitface Wall
298x498mm

C M



TECHNOLOGY

british ceramic tile

WOOD.

Ceramic range of wall and floor tiles printed using the latest technology to emulate the look of real wood.



BCT21216

Classic Wood Effect
Brown Matt
Multi Use
148x498mm



BCT21223

Classic Wood Effect
Beige Matt
Multi Use
148x498mm



BCT21209

Classic Wood Effect
Dark Grey Matt
Multi Use
148x498mm



BCT21230

Classic Wood Effect
Light Grey Matt
Multi Use
148x498mm



BCT21278

Rustic Wood Effect
Beige Matt
Multi Use
148x498mm



BCT21247

Rustic Wood Effect
White Matt
Multi Use
148x498mm



BCT21261

Rustic Wood Effect
Dark Grey Matt
Multi Use
148x498mm



BCT21254

Rustic Wood Effect
Light Grey
Multi Use
148x498mm



DARTMOOR NATURALS.

Natural effect satin finish ceramic wall and floor tiles, with complementary border strips.



CAN43596
Limestone Wall
248x398mm
C S




CAN43602
Sandstone Wall
248x398mm
C S



CAN43572
Quartz Wall
248x398mm
C S




CAN43619
Pulpis Wall
248x398mm
C S



BCT44635
Limestone Floor
331x331mm
P S PEI 4



BCT13853
Sandstone Floor
331x331mm
P S PEI 4



BCT13808
White Floor
331x331mm
P S PEI 4



CAN43640
Beige Glass Dots Strip
312x60mm
G



CAN43626
Black/White Marble Strip
305x48mm
M




CAN43633
Beige Marble Strip
305x48mm
M




BCT22572
White Wall
298x598mm
C M




BCT22527
Light Beige Wall
298x598mm
C M



BCT22534
Dark Beige Wall
298x598mm
C M



BCT22541
Light Grey Wall
298x598mm
C M



BCT22558
Dark Grey Wall
298x598mm
C M



BCT08507
Brown Wall
298x598mm
C M



BCT08491
Black Wall
298x598mm
C M



BCT38375
Black Hammered
Glass Mosaic
305x305mm



DEVONSTONE.

Simplicity and clarity inspired by our Devon heritage.



DEVONSTONE.

Simplicity and clarity inspired by our Devon heritage.



BCT08453
Dark Beige Floor
331x331mm
C M PEI 3



BCT08460
Dark Grey Floor
331x331mm
C M PEI 2



BCT08514
Brown Floor
331x331mm
C M PEI 2



BCT08521
Black Floor
331x331mm
C M PEI 3



BCT46806
Devonstone
Feature Floor Black
331x331mm
C M PEI 4



BCT11064
Devonstone
Feature Floor Grey
331x331mm
C M PEI 4



BCT11057
Devonstone
Feature Floor Brown
331x331mm
C M PEI 4



DORCHESTER.

Large format ceramic wall tiles with co-ordinating floors.



BCT15420
Carrara White Wall
298x598mm
C G



BCT15444
Calacatta Wall
298x598mm
C G



BCT15451
Sandstone Wall
298x598mm
C G



BCT15437
Travertine Wall
298x598mm
C G



BCT17370
Carrara White Floor
331x331mm
C G PEI 3



BCT17394
Calacatta Floor
331x331mm
C G PEI 4



BCT17356
Travertine Floor
331x331mm
C G PEI 4



BCT38337
Grey Glass Mix Mosaic
300x300mm



BCT10340
Buxton Marble Beige
Mosaic
302x302mm



MOUNTAIN.


A timeless soft and glossy marble effect range of ceramic wall tiles in neutral shades. This room shows Mountain Silver on the walls.

NEW



BCT53729

Gold Gloss Wall
298x598mm



BCT53712

Silver Gloss Wall
298x598mm





BCT20256
Noce Matt Multi Use
298x598mm
C M PEI 3

BCT01546
Noce Gloss Wall
298x598mm
C G



BCT01522
Noce Matt Multi Use
298x498mm
C M PEI 3



BCT01560
Faux Mosaic Gloss Wall
248x498mm
C G

BCT01553
Faux Mosaic Satin Wall
248x498mm
C S



BCT20270
Noce Matt
Floor
331x331mm
C M PEI 3



BCT47193
Noce Anti-Slip Gloss Beige
Floor
331x331mm
C G PEI 4

Faux mosaic
gloss tile can be
laid horizontal or
vertical



RAPOLANO.

Ceramic range of wall tiles in gloss or matt with matching floors,
all in a natural stone effect.



RAPOLANO.

Ceramic range of wall tiles in gloss or matt with matching floors, all in a natural stone effect.



BCT20225
Marfil Matt Multi Use
298x598mm
C M PEI 3



BCT01485
Marfil Matt Multi Use
298x498mm
C M PEI 3



BCT39716
Grey Matt Multi Use
298x598mm
C M PEI 3



BCT39730
Grey Matt Multi Use
298x498mm
C M PEI 4



BCT01508
Marfil Gloss Wall
298x598mm
C G



BCT39785
Grey Gloss Wall
298x598mm
C G



BCT20249
Marfil Matt
Floor
331x331mm
C M PEI 3



BCT47209
Marfil Anti-Slip Gloss Beige
Floor
331x331mm
C G PEI 4



BCT39709
Grey Matt
Floor
331x331mm
C M PEI 3



BCT47216
Grey Anti-Slip Gloss
Floor
331x331mm
C G PEI 4

NEW



BCT53798
Light Grey
Wall & Floor
298x498mm
C M PEI 3



BCT53781
Cream
Wall & Floor
298x498mm
C M PEI 3



BCT53804
Dark Grey
Wall & Floor
298x498mm
C M PEI 3



BCT53774
Beige
Wall & Floor
298x498mm
C M PEI 4



SEATON.

Natural effect matt finish ceramic tiles suitable for use on walls and floors in any room or the house.




BCT38931
 Anthracite
 Multi Use
 298x598mm
 C M




BCT39938
 Crema
 Multi Use
 298x598mm
 C M




BCT38955
 Anthracite
 Wall
 248x398mm
 C M



BCT42518
 Crema
 Wall
 248x398mm
 C M



BCT41894
 Anthracite
 Wall
 248x331mm
 C M




BCT41924
 Crema
 Wall
 248x331mm
 C M




SAGRESTANO.

Sagrestano is a versatile and timeless range with a light stone design. Available in a range of monochrome and beige tones to compliment any room scheme.




BCT39969
Ash
Multi Use
298x598mm
C M



BCT40200
Off white
Multi Use
298x598mm
C M




BCT42501
Ash
Wall
248x398mm
C M



BCT39921
Off White
Wall
248x398mm
C M



BCT41917
Ash
Wall
248x331mm
C M



BCT38948
Off White
Wall
248x331mm
C M



SAGRESTANO.

Sagrestano is a versatile and timeless range with a light stone design. Available in a range of monochrome and beige tones to compliment any room scheme.

VASANELLO.

Vasanello is a linear vein marble effect design.



BCT41467
Cream Wall
248x398mm
C G



BCT41498
Taupe Wall
248x398mm
C G



BCT41474
Light Grey Wall
248x398mm
C G



BCT41481
Dark Grey Wall
248x398mm
C G



BCT49333
Henry Feature Floor
Grey
331x331mm
C M PEI 4



BCT49340
Henry Feature Floor
Beige
331x331mm
C M PEI 4



FEATURE FLOORS

FROM
british ceramic tile

HENRY.

This range of ceramic floor tiles will make a feature of any room in the home. From traditional inspired designs through to the contemporary and funky patterns, you can create a floor less ordinary.



BCT49302
Alfred Feature Floor
Grey
498x498mm
C M PEI 4



BCT49319
Alfred Feature Floor
Beige
498x498mm
C M PEI 4



FEATURE
FLOORS

FROM
british ceramic tile

ALFRED.

This range of ceramic floor tiles will make a feature of any room in the home.
From traditional inspired designs through to the contemporary and funky patterns,
you can create a floor less ordinary.

FEATURE FLOORS

FROM
british ceramic tile



TECHNOLOGY



TECHNOLOGY
british ceramic tile



BCT28703

Parquet Feature Floor
498x498mm

C M PEI 3



BCT49326

HD Distinction Grey
Multi Use
498x498mm

C M PEI 4



BCT14423

HD Concrete
Feature Floor
331x331mm

C M PEI 4



FEATURE FLOORS

FROM
british ceramic tile

DEVONSTONE.

Simplicity and clarity inspired by our Devon heritage.



BCT46806
Devonstone
Feature Floor Black
331x331mm
C M PEI 4



BCT11064
Devonstone
Feature Floor Grey
331x331mm
C M PEI 4



BCT11057
Devonstone
Feature Floor Brown
331x331mm
C M PEI 4



BCT28642
Bertie Floor
Off White/Black
331x331mm
C M PEI 4



BCT55792
Beatrice Floor
Off White/Black
331x331mm
C M PEI 4



BCT28710
Illusion Grey Floor
331x331mm
C M PEI 3



BCT53606
Retro Floor
331x331mm
C M PEI 4



BCT28659
Mary Floor
331x331mm
C M PEI 3

FEATURE FLOORS

FROM
british ceramic tile

This range of ceramic floor tiles will make a feature of any room in the home. From traditional inspired designs through to the contemporary and funky patterns, you can create a floor less ordinary.

TILES BY STUDIO CONRAN

— BROUGHT TO YOU BY —
british ceramic tile

LINEA FLOW.

Inspired by the gentle irregularity of a hand drawn line, and the organic, linear structures that occur in nature, Flow softens an otherwise hard surface. A satin glaze accentuates the generous depth of the structure.



RAN00682
Flow White Matt
Wall
248x498mm
C M



RAN00699
Flow Smoke Matt
Wall
248x498mm
C M



RAN00675
Flow Black Matt
Wall
248x498mm
C M



RAN00712
Flow Dusk Matt
Wall
248x498mm
C M



RAN00705
Flow Putty Matt
Wall
248x498mm
C M



RAN00880
Plain White Matt
Wall
248x498mm
C M



RAN00897
Plain Smoke Matt
Wall
248x498mm
C M



RAN00873
Plain Black Matt
Wall
248x498mm
C M



RAN00910
Plain Dusk Matt
Wall
248x498mm
C M



RAN00903
Plain Putty Matt
Wall
248x498mm
C M

TILES BY STUDIO CONRAN

— BROUGHT TO YOU BY —
british ceramic tile

LINEA POINT.

Inspired by traces of water; Point's droplets of deep gloss glaze punctuate a rich satin surface with a loose, yet linear pattern. The result is a surprising, yet subtle finish that responds to the way light falls upon it.



RAN00736
Point Décor White
Wall
248x498mm
C M



RAN00743
Point Décor Smoke
Wall
248x498mm
C M




RAN00729
Point Décor Black
Wall
248x498mm
C M



RAN00767
Point Décor Dusk
Wall
248x498mm
C M



RAN00750
Point Décor Putty
Wall
248x498mm
C M



RAN00880
Plain White Matt
Wall
248x498mm
C M



RAN00897
Plain Smoke Matt
Wall
248x498mm
C M



RAN00873
Plain Black Matt
Wall
248x498mm
C M



RAN00910
Plain Dusk Matt
Wall
248x498mm
C M



RAN00903
Plain Putty Matt
Wall
248x498mm
C M

TILES BY STUDIO CONRAN


— BROUGHT TO YOU BY —
british ceramic tile

TACTILE HARTLAND.

Inspired by traces of water; Point's droplets of deep gloss glaze punctuate a rich satin surface with a loose, yet linear pattern. The result is a surprising, yet subtle finish that responds to the way light falls upon it.



RAN00774
White Pressed
Mosaic Wall
248x398mm
C G



RAN00781
Black Pressed
Mosaic Wall
248x398mm
C G



RAN00798
Putty Pressed
Mosaic Wall
248x398mm
C G



RAN00804
Poise Pressed
Mosaic Wall
248x398mm
C G



RAN00811
Plum Pressed
Mosaic Wall
248x398mm
C G



RAN00453
Metallic
Mosaic Wall
248x398mm
C G



RAN01061
Plain White
Gloss Wall
248x398mm
C G



RAN01078
Plain Black
Gloss Wall
248x398mm
C G



RAN01085
Plain Putty
Gloss Wall
248x398mm
C G



RAN01092
Plain Poise
Gloss Wall
248x398mm
C G




RAN01108
Plain Plum
Gloss Wall
248x398mm
C G

TILES BY STUDIO CONRAN

— BROUGHT TO YOU BY —
british ceramic tile

TRACE.


Create a harmonious space with this range of large square floor tiles which complements the Flow, Point and Tactile ranges.



RAN01009
Plain White Matt
498x498mm



RAN00996
Plain Black Matt
498x498mm



RAN01054
Plain Dusk Matt
498x498mm



RAN01016
Plain Poise Matt
498x498mm



RAN01023
Plain Plum Matt
498x498mm



RAN01047
Plain Smoke Matt
498x498mm



RAN01030
Plain Putty Matt
498x498mm





LA51508
White Wall
75x150mm
C G



LA51515
Pale Biscuit Wall
75x150mm
C G



LA51546
French Grey Wall
75x150mm
C G



LA51591
White Wall
75x300mm
C G



LA51577
Pale Biscuit Wall
75x300mm
C G



LA51812
French Grey Wall
75x300mm
C G



LA51522
Eau de nil Wall
75x150mm
C G



LA51539
Cobblestone Wall
75x150mm
C G



LA51560
Duck Egg Wall
75x150mm
C G



LA51584
Eau de nil Wall
75x300mm
C G



LA51829
Cobblestone Wall
75x300mm
C G



LA51843
Duck Egg Wall
75x300mm
C G

LAURA ASHLEY

— BROUGHT TO YOU BY —
british ceramic tile

ARTISAN.


With a crafted high gloss finish, Artisan has a traditional handmade feel which is perfect for rustic or vintage-inspired design schemes.

LAURA ASHLEY

— BROUGHT TO YOU BY —
british ceramic tile

ARTISAN.

With a crafted high gloss finish, Artisan has a traditional handmade feel which is perfect for rustic or vintage-inspired design schemes.



LA51805
Creamware Wall
75x150mm
C G



LA51553
Amethyst Wall
75x150mm
C G




LA51799
Willow Wall
75x150mm
C G



LA51867
Creamware Wall
75x300mm
C G



LA51836
Amethyst Wall
75x300mm
C G



LA51850
Willow Wall
75x300mm
C G



LA51942
Charcoal Wall
75x150mm
C G



LA51966
Seaspray Wall
75x150mm
C G




LA51959
Charcoal Wall
75x300mm
C G




LA518973
Seaspray Wall
75x300mm
C G



LA51744
Seaspray
Multi Use
148x498mm
C S PEI 4



LA51737
Beige
Multi Use
148x498mm
C S PEI 4



LA51720
White
Multi Use
148x498mm
C S PEI 4



LA51751
Wallace Décor beige
Multi Use
148x498mm
C S PEI 4

LAURA ASHLEY

— BROUGHT TO YOU BY —

british ceramic tile

COASTAL.

Bring the calming sense of the seaside into your home with these coastal-inspired tiles.



LA51768
Walnut
Multi Use
148x498mm
C M PEI 3



LA51874
Oak
Multi Use
148x498mm
C M PEI 3



LA51775
Limed Oak
Multi Use
148x498mm
C M PEI 3



LA51782
Whitewash
Multi Use
148x498mm
C M PEI 3



Can be used on
walls an floors

LAURA ASHLEY

— BROUGHT TO YOU BY —
british ceramic tile

WOOD
EFFECT.

Wood effect tiles combine the beauty of wood with the practical benefits of ceramic tiles, as they are hard wearing, water resistant, easy to clean and perfect for use with underfloor heating.

LAURA ASHLEY

— BROUGHT TO YOU BY —
british ceramic tile

JOSETTE.

The classic damask pattern of Josette expands across a two tile panel, perfect for creating an elegant feature wall.



LA51607
Dove Grey Décor-Part A
Wall
298x498mm
C M



LA51669
Duck Egg Décor-Part A
Wall
298x498mm
C M



LA51614
Dove Grey Décor-Part B
Wall
298x498mm
C M



LA51676
Duck Egg Décor-Part B
Wall
298x498mm
C M



LA51621
Dove Grey
Multi Use
298x498mm
C M PEI 3



LA51683
Duck Egg
Multi Use
298x498mm
C M PEI 3



LA51638
Pale Linen Décor-Part A
Wall
298x498mm
C M



LA51690
White Décor-Part A
Wall
298x498mm
C M




LA51645
Pale Linen Décor-Part B
Wall
298x498mm
C M



LA51706
White Décor-Part B
Wall
298x498mm
C M



LA51652
Pale Linen
Multi Use
298x498mm
C M PEI 3



LA51713
White
Multi Use
298x498mm
C M PEI 3

LAURA ASHLEY

— BROUGHT TO YOU BY —
british ceramic tile

JOSETTE.

The classic damask pattern of Josette expands across a two tile panel, perfect for creating an elegant feature wall.

LAURA ASHLEY

— BROUGHT TO YOU BY —
british ceramic tile

THE WHITE COLLECTION.

The White Collection brings a calm and restful feel to your home with its soft floral prints, linear textures and simple geometric patterns. Complement the decorative wall tiles with plain white gloss or satin wall tiles and a choice of floor tiles.



LA51461
Cottonwood
Linear White Wall
248x498mm
C M



LA51454
Cottonwood
Feature White Wall
248x498mm
C M



LA51911
Marise
Wall
248x498mm
C M



LA51904
Finsbury
Wall
248x498mm
C M



LA51898
Isodore
Wall
248x498mm
C M



LA51881
Highgate
Wall
248x498mm
C M



LA51935
White Gloss
Wall
248x498mm
C M



LA51478
White Satin
Wall
248x498mm
C M



LA50600
Deco White/Silver Strip
248x40mm
C M

www.britishceramictile.com | Tel. +44 (0) 1626 831 455 | globalteam@britishceramictile.com


P Porcelain NS Natural Stone C Ceramic G Gloss M Matt S Satin PEI 4 Wear Rating



LA51485
Cottonwood Linear
White Floor
331x331mm
C M PEI 3



LA51928
Marise Floor
331x331mm
C M PEI 4



LA52024
White Satin Floor
331x331mm
C M PEI 4



LAURA ASHLEY

— BROUGHT TO YOU BY —
british ceramic tile

THE WHITE COLLECTION.

The White Collection brings a calm and restful feel to your home with its soft floral prints, linear textures and simple geometric patterns. Complement the decorative wall tiles with plain white gloss or satin wall tiles and a choice of floor tiles.



LA52000
Mr Jones
Charcoal Floor
331x331mm
C M PEI 4



LA52017
Mr Jones
Dove Grey Floor
331x331mm
C M PEI 4



LA51980
Wicker
Charcoal Floor
331x331mm
C M PEI 4



LA51997
Wicker
Dove Grey Floor
331x331mm
C M PEI 4

LAURA ASHLEY
— BROUGHT TO YOU BY —
british ceramic tile

THE HERITAGE COLLECTION.

Inspired by the Laura Ashley Archive; the Heritage Collection will bring timeless style to your home.

LAURA ASHLEY

— BROUGHT TO YOU BY —
british ceramic tile

THE SPLASHBACK COLLECTION.

The subtle tones of the core palette range combine simplicity and elegance. Functional and low maintenance, the collection is a beautiful addition to complement an existing design scheme.

Core colours
available in a
made to order
990x750mm
size



LA52093
Core Palette
Eau De Nil
600x750mm
C G


LA52239
900x750mm



LA52109
Core Palette
Midnight
600x750mm
C G

LA52260
900x750mm

NEW



LA52079
Core Palette
Mineral Grey
600x750mm
C G

LA2253
900x750mm



LA52086
Core Palette
Pale Biscuit
600x750mm
C G

LA52246
900x750mm

Colour swatch references and design shown to scale, undersized 600x750mm.

www.britishceramictile.com | Tel. +44 (0) 1626 831 455 | globalteam@britishceramictile.com

P Porcelain NS Natural Stone C Ceramic G Gloss M Matt S Satin

LAURA ASHLEY

— BROUGHT TO YOU BY —
british ceramic tile

THE SPLASHBACK COLLECTION.

The perfect on-trend addition to a kitchen or bathroom, which will stand the test of time. With a high gloss finish, the designs within the metallic range add an extra dimension to any wall.

Core colours
available in a
made to order
990x750mm
size



LA52048
Metallics
Charcoal
600x750mm
C G

LA52208
900x750mm



LA52062
Metallics
Copper
600x750mm
C G

LA52222
900x750mm

NEW



LA52055
Metallics
Pearl White
600x750mm
C G

LA52215
900x750mm



LA52031
Metallics
Pumice
600x750mm
C G

LA52192
900x750mm

Colour swatch references and design shown to scale, undersized 600x750mm.

www.britishceramictile.com | Tel. +44 (0) 1626 831 455 | globalteam@britishceramictile.com

P Porcelain NS Natural Stone C Ceramic G Gloss M Matt S Satin

LAURA ASHLEY

— BROUGHT TO YOU BY —
british ceramic tile

THE SPLASHBACK COLLECTION.

This collection of timeless patterns takes inspiration from the Laura Ashley Archive and Home Collection, ideal for creating an elegant look that commands attention.



LA52178

Statement Prints
Llisette Flint
600x750mm



LA52338

900x750mm



LA52185

Statement Prints
Llisette White
600x750mm



LA52345

900x750mm




LA52130

Statement Prints
Oriental Garden Charcoal
600x750mm



LA52291

900x750mm



LA52147

Statement Prints
Oriental Pale Garden Biscuit
600x750mm



LA52307

900x750mm

NEW

Colour swatch references and design shown to scale, undersized 600x750mm.

www.britishceramictile.com | Tel. +44 (0) 1626 831 455 | globalteam@britishceramictile.com

Porcelain Natural Stone Ceramic Gloss Matt Satin

LAURA ASHLEY


— BROUGHT TO YOU BY —
british ceramic tile

THE SPLASHBACK COLLECTION.

This collection of timeless patterns takes inspiration from the Laura Ashley Archive and Home Collection, ideal for creating an elegant look that commands attention.



LA52154
Statement Prints
Mr Jones Charcoal
600x750mm
C G



LA52314
Statement Prints
Mr Jones Dove Grey
900x750mm
C G



LA52116
Statement Prints
Wicker Charcoal
600x750mm
C G



LA52277
Statement Prints
Wicker Dove Grey
900x750mm
C G

Colour swatch references and design shown to scale, undersized 600x750mm.

www.britishceramictile.com | Tel. +44 (0) 1626 831 455 | globalteam@britishceramictile.com

P Porcelain NS Natural Stone C Ceramic G Gloss M Matt S Satin

NEW



BCT43706

GeoTile

2 of each design per pack

Multi Use

148x148mm

C M PEI 3


TED BAKER
LONDON

— BROUGHT TO YOU BY —
british ceramic tile

GEOTILE.

Inspired by the Edwardian tiles that lead up the pathways of London's iconic townhouses, GeoTile threads a sleek tonal grey colour way with Ted's favourite geometric prints.

Fancy flourishes that look stylish in any room, GeoTile can be used inside or out and come in a pack of 24 with two of each design.



BCT50599
Geometric Multi Use
331x331mm
C M PEI 4

TED BAKER
LONDON

— BROUGHT TO YOU BY —
british ceramic tile

GEOMETRIC.

Fusing two production techniques and two of Teds designs has created this geometric tile that has both a print and a texture on the surface making it that little bit different. Can be used on walls and floors in all rooms.



BCT45779
Grey TacTile Wall
298x498mm
C M



BCT45786
White TacTile Wall
298x498mm
C M



T E D B A K E R
L O N D O N

— BROUGHT TO YOU BY —
british ceramic tile

TACTILE.

Get a feel for Ted Baker with TacTile, a selection of textured tiles that brings a touch of style to the home. Inspired by some of Ted's finest threads, these tiles come in matt white and tonal grey and co-ordinate perfectly with the VersaTile range - a match made in heaven.



BCT50575
Paradise Multi Use
331x331mm
C M PEI 4



TED BAKER
LONDON

— BROUGHT TO YOU BY —
british ceramic tile

PARADISE.

Taking Ted's popular paradise print in a variety of muted shades. This range comes in a random pack allowing you to create a truly unique patchwork effect on walls and floors. To make it that little bit special some of the tiles have the addition of a lustre effect which catches the light beautifully.



BCT50582
 Partridge Multi Use
 331x331mm
 P M PEI 4



T E D B A K E R
 L O N D O N

— BROUGHT TO YOU BY —
 british ceramic tile

PARTRIDGE.


A classic design that mimics the popular cemento look. Each pack of 9 has a random mix of 4 designs that are ever so slightly different to ensure the authenticity of a handmade tile. Shades of grey square tiles with a textured feel for walls and floors.



BCT43720
Small Light Grey
VersaTile Multi Use
148x148mm
P M PEI 2




BCT43737
Small Dark Grey
VersaTile Multi Use
148x148mm
P M PEI 1



BCT43713
Small White
VersaTile Multi Use
148x148mm
P M PEI 4



BCT45748
Big Light Grey
VersaTile Multi Use
298x498mm
C M PEI 3



BCT45755
Big Mid Grey
VersaTile Multi Use
298x498mm
C M PEI 3



BCT45762
Big Dark Grey
VersaTile Multi Use
298x498mm
C M PEI 3



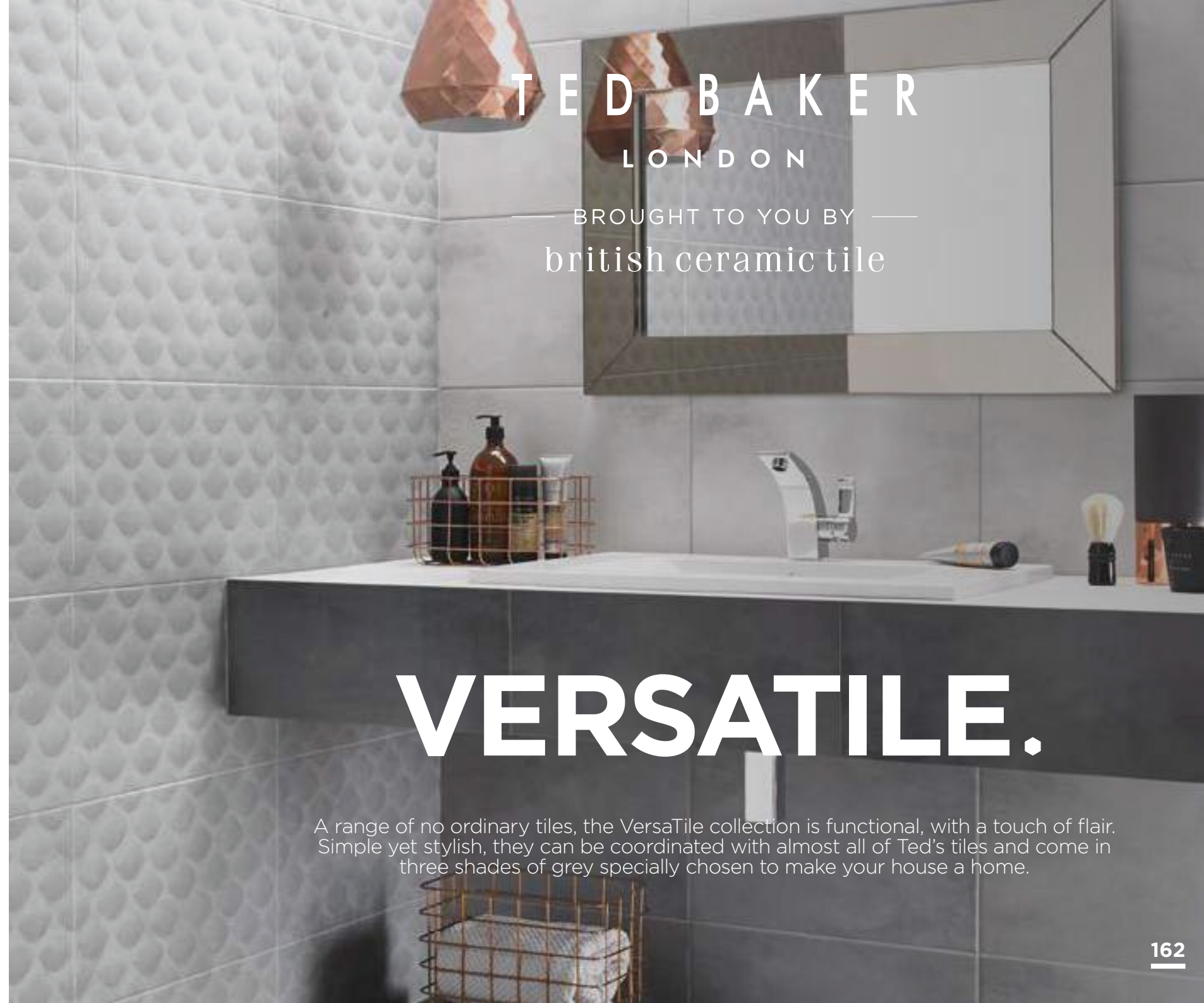
BCT45793
Big White
VersaTile Multi Use
298x498mm
C M PEI 4



BCT50612
VersaTile Light Grey
Multi Use
331x331mm
C M PEI 4



BCT50605
VersaTile Mid Grey
Multi Use
331x331mm
C M PEI 3



TED BAKER
LONDON

— BROUGHT TO YOU BY —
british ceramic tile

VERSATILE.

A range of no ordinary tiles, the VersaTile collection is functional, with a touch of flair. Simple yet stylish, they can be coordinated with almost all of Ted's tiles and come in three shades of grey specially chosen to make your house a home.



VA03193
Puddle Glaze
Racing Green
152x76mm
C G



VA2005
Puddle Glaze
Peacock
152x76mm
C G



VA2007
Puddle
Glaze Honey
152x76mm
C G



VA2006
Puddle
Glaze Olive
152x76mm
C G



VA03186
Puddle Glaze
Teapot Brown
152x76mm
C G

V&A

— BROUGHT TO YOU BY —
british ceramic tile

PUDDLE GLAZE.


The Puddle Glaze tiles are made in a truly unique way with a translucent glaze that melts, puddles and pools across the face of the tile. Flowing to various degrees, resulting in a variation in shade across colours. Based on warm, rich colours found in the Arts and Crafts Movement and Iznik designs, they are best used in combination as borders or as an expanse of pure colour. V&A Puddle Glaze tiles express uniqueness, charm and beauty.

V&A


— BROUGHT TO YOU BY —
british ceramic tile

BASICS.

The range of décors in the V&A Tile Collection is perfectly complemented by co-ordinating plain tiles and a selection of moulded borders which are based on classical motifs, popularised in the late 19th Century.



VA1001
White Wall
152x152mm
C G



VA2001
White Wall
152x76mm
C G



VA4001
White Egg & Dart Wall
152x63mm
C G



VA3001
White Albion
152x38mm
C G



VA7001
White Dot Wall
152x12mm
C G




VA8001
White Bevel
150x20mm
C G




VA5001
White Etruria Wall
152x76mm
C G



VA6001
White Serpentine
152x25mm
C G



VA1002
Cream Wall
152x152mm
C G



VA2002
Cream Wall
152x76mm
C G



VA4002
Cream Egg & Dart Wall
152x63mm
C G



VA3002
Cream Albion
152x38mm
C G



VA7002
Cream Dot Wall
152x12mm
C G



VA8002
Cream Bevel
150x20mm
C G



VA6002
Cream Serpentine
152x25mm
C G



VA1003
Colbalt Wall
152x152mm
C G



VA03155
Colbalt Wall
152x76mm
C G



VA4003
Colbalt Egg & Dart Wall
152x63mm
C G



VA3003
Colbalt Albion
152x38mm
C G



VA7003
Colbalt Dot Wall
152x12mm
C G



VA8003
Colbalt Bevel
150x20mm
C G



VA5003
Colbalt Etruria Wall
152x76mm
C G



VA6003
Colbalt Serpentine
150x25mm
C G



VA1004
Black Wall
152x152mm
C G



VA03148
Black Wall
152x76mm
C G



VA4004
Black Egg & Dart Wall
152x63mm
C G



VA3004
Black Albion
152x38mm
C G



VA7004
Black Dot Wall
152x12mm
C G



VA8004
Black Bevel
150x20mm
C G



VA5004
Black Etruria Wall
152x76mm
C G



VA6004
Black Serpentine
152x25mm
C G

V&A

— BROUGHT TO YOU BY —
british ceramic tile

BASICS.


The range of décors in the V&A Tile Collection is perfectly complemented by co-ordinating plain tiles and a selection of moulded borders which are based on classical motifs, popularised in the late 19th Century.



VA901036
Clematis Decor Wall
152x152mm
C G



VA901033
Clematis Decor Wall
152x76mm
C G



VA3001
White Albion
152x38mm
C G



VA7001
White Dot Wall
152x12mm
C G



V&A

— BROUGHT TO YOU BY —
british ceramic tile

CLEMATIS.

Lewis F. Day was a designer and writer during the late 19th and early 20th century advocating originality of design based on natural forms and high standards of craftsmanship. Lewis F. Day's Clematis tile, held in the Museum's Ceramics gallery, features striking turquoise glazes within soft petal contours.



VA8003
Colbalt Bevel
150x20mm
C G



VA90101P
Colbalt 9 Square Wall
152x152mm
C G



VA90101T
White 9 Square Wall
152x152mm
C G



V&A
— BROUGHT TO YOU BY —
british ceramic tile

9 SQUARE.


Many of William De Morgan's drawings are based around repeating patterns that conjoin to create a larger, continuous design. An original replicated design, 9 Square offers complete freedom for horizontal and vertical borders, panels, chequerboard patterns and all-over effects, adapting to suit all tastes.

V&A

— BROUGHT TO YOU BY —
british ceramic tile

METRO.

Tapping in to our obsession for Victorian styling and elongated brick shapes, V&A Metro offers six large format bevelled tiles. Each tile has a rich, transparent glaze that gives tonal movement, making each tile slightly different to the next depending on how the light catches it.



VA04282
White Wall
148x498mm
C G



VA04299
Frieze Wall
148x498mm
C G



VA04336
Anthracite Wall
148x498mm
C G



VA04312
Skyes Blue Wall
148x498mm
C G



VA04329
Peacock Wall
148x498mm
C G



VA04305
Webb Grey Wall
148x498mm
C G



VA90112
Morgan Decor Wall
152x152mm



V&A

— BROUGHT TO YOU BY —
british ceramic tile



MORGAN.

De Morgan's inspiration came from Middle Eastern ceramics, with their rich deep colours and dynamic floral designs. De Morgan produced thousands of designs for tiles and this motif is just one of the 820 in the collection of the Victoria and Albert Museum.



VA901024

Fish Part 4 Tile Panel Wall
152x152mm



VA901022

Fish Part 2 Tile Panel Wall
152x76mm



VA6003

Colbalt Serpentine
150x25mm



V&A


— BROUGHT TO YOU BY —
british ceramic tile



FISH PANEL.

William De Morgan was one of the most original craftsmen of the Arts and Crafts Movement. From 1859 he studied painting at the Royal Academy but moved quickly into the field of design applying his skills to the production of stained glass and ceramics. This design, the most widely recognised from De Morgan, and the most faithful to the original, emulates the detail from the original brushstrokes.



VA03209
Santiago Décor Wall
198x198mm
 



VA03216
Turquoise Wall
198x198mm
 

V&A

— BROUGHT TO YOU BY —
british ceramic tile

SANTIAGO.

With its brilliant colouring and decorative motif, Santiago evokes the distinguished ceramic traditions of the Middle East. The design is based on a ceramic tile from Syria made in the 16th or 17th century. Perfect throughout the home, why not try using tiles in the bedroom?


V&A
BROUGHT TO YOU BY
british ceramic tile

GALICIA AND TEMARA.

With slightly different design origins, these decorative tiles have been created with each other in mind to create a real style statement when mix and matched. Alternatively, for a more classic look, tile your favourite alongside the co-ordinating plain tile in White or Indigo.



VA03223
Galicia Décor Wall
198x198mm
C G



VA03230
Temara Décor Wall
198x198mm
C G



VA03902
Omar Multicolour Floor
331x331mm
C G PEI 3



VA03872
Omar Décor Wall
Multi Colour
152x152mm
C G



VA03865
Mina Décor Wall
Blue/Green
152x152mm
C G

V&A

— BROUGHT TO YOU BY —
british ceramic tile

OMAR AND MINA.

Omar & Mina are based on one of the original drawings illustrated in Owen Jones' The Grammar of Ornament and are reflective of Islamic art's respect for nature and regard for mathematical order and harmony.



VA3004
Black Albion
150x38mm
C G



VA90114
Owen Jones
Green and Black
Décor Wall
152x152mm
C G



VA90116
Owen Jones
Colbalt and Black
Décor Wall
152x152mm
C G

V&A

— BROUGHT TO YOU BY —
british ceramic tile

OWEN JONES.

This range is from Owen Jones who carefully studied design history and is an expert source for many British pattern manufacturers. The original tiles appeared in the Alhambra Court of the Crystal Place, Sydenham until its destruction by fire in 1936.



BCT54634
China Blue
Flat Splashback
300x600mm
G




BCT54726
Emerald
Flat Splashback
300x600mm
G

BCT49807 600x750mm
BCT54436 900x750mm
BCT54641 990x750mm

BCT36470 600x750mm
BCT36487 900x750mm
BCT54733 990x750mm



BCT54740
French Navy
Flat Splashback
300x600mm
G



BCT54955
Whisper
Flat Splashback
300x600mm
G

BCT49784 600x750mm
BCT54757 900x750mm
BCT54771 990x750mm

BCT33073 600x750mm
BCT33080 900x750mm
BCT54962 990x750mm

BCT33110
1000x140mm

Add impact to
your basin
with bold flat
colours

IMPACT

SPLASHBACKS

FROM
british ceramic tile



A distinctive range of basin splashbacks providing the ideal feature. Hygienic and durable, easy to clean and maintain. Quick and easy to install with full self adhesive backing. Peel, stick and seal application. Designed and hand finished in Britain.

Colour swatch references, shown to scale at 300x600mm Size.

www.britishceramictile.com | Tel. +44 (0) 1626 831 455 | globalteam@britishceramictile.com

P Porcelain NS Natural Stone C Ceramic G Gloss M Matt S Satin PEI 4 Wear Rating



BCT54634
Crimson Metallic
Basin Splashback
300x600mm
G



BCT54870
Rose Gold Metallic
Basin Splashback
300x600mm
G

BCT54627 600x750mm
BCT54689 900x750mm
BCT54702 990x750mm

BCT54887 600x750mm
BCT54894 900x750mm
BCT54917 990x750mm



BCT54924
Silver Metallic
Basin Splashback
300x600mm
G



BCT54788
Galaxy Sparkle
Basin Splashback
300x600mm
G

BCT33950 600x750mm
BCT33967 900x750mm
BCT54931 990x750mm

BCT33608 600x750mm
BCT33615 900x750mm
BCT54795 990x750mm

BCT33998
1000x140mm

BCT33646
1000x140mm

Distinctive,
metallic and
sparkle
finishes



IMPACT

SPLASHBACKS

FROM
british ceramic tile

A distinctive range of splashbacks providing the ideal feature. Hygienic and durable, easy to clean and maintain. Quick and easy to install with full self adhesive backing. Peel, stick and seal application. Designed and hand finished in Britain.

Colour swatch references, shown to scale at 300x600mm Size.

www.britishceramictile.com | Tel. +44 (0) 1626 831 455 | globalteam@britishceramictile.com

P Porcelain NS Natural Stone C Ceramic G Gloss M Matt S Satin PEI 4 Wear Rating

Ideal for large areas or use outdoors

BLEND.

With graded neutral shades and timeless quality, Blend offers versatility and an effortless feel. Showcasing a selection of large format porcelain, the R10 slip rating makes these tiles ideal for large areas inside or out.



BCT44918
Mid Grey Bush Hammered
Wall and Floor
600x600mm
P M R10



BCT45106
Mid Grey Bush Hammered
Wall and Floor
300x600mm
P M R10



BCT44963
Mid Grey Bush Hammered
Mosaic Wall and Floor
300x600mm
P M R10



BCT45090
Sand Bush Hammered
Wall and Floor
600x600mm
P M R10



BCT45120
Sand Bush Hammered
Wall and Floor
300x600mm
P M R10




BCT45168
Sand Bush Hammered
Mosaic Wall and Floor
300x600mm
P M R10

3 colours
in the range

Ideal for large areas or use outdoors



BCT45007
Graphite Bush Hammered
Wall and Floor
600x600mm
P M R10



BCT44932
Graphite Bush Hammered
Wall and Floor
300x600mm
P M R10



BCT45069
Graphite Bush Hammered
Mosaic Wall and Floor
300x600mm
P M R10



BLEND.

With graded neutral shades and timeless quality, Blend offers versatility and an effortless feel. Showcasing a selection of large format porcelain, the R10 slip rating makes these tiles ideal for large areas inside or out.



EXTREME PORCELAIN.

Beautiful, contemporary porcelain with the quality and durability you would expect but at the price you wouldn't.




BCT47308
Dark Grey
600x600mm
P M PEI 3



BCT47292
Mid Grey
600x600mm
P M PEI 3



BCT47285
Light Grey
600x600mm
P M PEI 4



BCT47254
Dark Grey Multi Use
300x600mm
P M PEI 3



BCT47261
Mid Grey Multi Use
300x600mm
P M PEI 3



BCT47278
Light Grey Multi Use
300x600mm
P M PEI 4



BCT53903
Dark & Mid Grey Mosaic
290x300mm
P M



BCT53910
Light Grey Mosaic
290x300mm
P M



HEX.

A stylish range of porcelain hexagon tiles adding a fresh geometry to floors and walls. Available in satin in a variety of colours that can be used individually or co-ordinated to create decorative patterns. The possibilities for this tile in your home are limitless.



BCT48466
HD Laurel Hexagon Multi Use
175x202mm
P S PEI 4



BCT48428
Hexagon Black Multi Use
175x202mm
P M PEI 2



BCT48459
Hexagon White Multi Use
175x202mm
P S PEI 5



BCT48442
Hexagon Cream Multi Use
175x202mm
P S PEI 4



BCT48435
Hexagon Grey Multi Use
175x202mm
P S PEI 3



BCT30362
Beige Matt Floor
600x600mm
R10/B




BCT30409
Beige Matt Multi Use
300x600mm
R10/B



BCT30379
Coffee Matt Floor
600x600mm
R10/B



BCT30416
Coffee Matt Multi Use
300x600mm
R10/B




BCT30386
Grey Matt Floor
600x600mm
R10/B




BCT30423
Grey Matt Multi Use
300x600mm
R10/B


BCT30393
Anthracite Matt Floor
600x600mm
R10/B


BCT30430
Anthracite Matt Multi Use
300x600mm
R10/B




LOFT.

An anti-slip, rectified porcelain range, with a subtle textured design.



BCT30720
Beige Matt
Floor
600x600mm
R10
 



BCT30805
Beige Matt
Multi Use
300x600mm
R10
 

BCT30737
Mocha Matt
Floor
600x600mm
R10
 

BCT30812
Mocha Matt
Multi Use
300x600mm
R10
 



BCT30744
Grey Matt
Floor
600x600mm
R10
 



BCT30751
Graphite Matt
Floor
600x600mm
R10
 

BCT30836
Graphite Matt
Multi Use
300x600mm
R10
 



Anti-slip
rectified
porcelain



SHIFT.

A high quality anti-slip, rectified porcelain range available in four sophisticated colours.



SPLENDID.

Three fabulous wood effect porcelain tiles with a matt finish and realistic wood texture, all in a large plank format.



BCT25153
Walnut Floor
1193x197mm
P M PEI 2



BCT23692
Ash Floor
1193x197mm
P M PEI 2



BCT24651
Oak Floor
1193x197mm
P M PEI 2



STIPPLE.

Through bodied.

A sleek, luxurious porcelain range available in a diverse choice of colours, finishes and formats.



BCT21384
Light Grey
Multi Use
300x600mm
R10/B
P M



BCT21360
Light Grey Polished
Multi Use
300x600mm
P G



BCT21391
Light Grey
Multi Use
600x600mm
R10/B
P M



BCT21377
Light Grey Polished
Multi Use
600x600mm
P G



BCT21421
Warm Grey
Multi Use
300x600mm
R10/B
P M



BCT21407
Warm Grey Polished
Multi Use
300x600mm
P G



BCT21438
Warm Grey
Multi Use
600x600mm
R10/B
P M



BCT21414
Warm Grey Polished
Multi Use
600x600mm
P G



BCT25184
Grey Floor
595x595mm
P M PEI 2



BCT25276
Beige Floor
595x595mm
P M PEI 4



BCT25368
Truffle Floor
595x595mm
P M PEI 4



BCT25450
White Floor
595x595mm
P M PEI 3



SUBLIME.

A stunning gloss floor tile in a large format linear effect porcelain in four subtle colours.



VINTAGE WOOD.

A striking, undulating range of wood effect large format tiles. Vintage Wood has a matt finish and offers a high slip rating of R10 giving peace of mind when using on your floor.

Undulating range of wood effect large format tiles

Peace of mind with a high slip rating of R10



BCT42242
Beige
Wall and Floor
225x900mm
P M R10



BCT42259
Wood Chesnut
Wall and Floor
225x900mm
P M R10



BCT42273
Wood Graphite
Wall and Floor
225x900mm
P M R10




BCT42266
Wood Smoke
Wall and Floor
225x900mm
P M R10

MOSAICS

FROM
british ceramic tile

SHADES OF GREY.


From bold black to clean, crisp whites and multiple shades of grey in-between. The Shades of Grey range includes mosaics with iridescent, metal and foil finishes.



BCT38399
Silver Metal/Glass
Mixed Mosaic
305x305mm
G



BCT38368
White Linear Glass
Stone Mix Mosaic
305x305mm
G



BCT38382
Metal and Foil Glass
Black Mix Mosaic
298x298mm
G




BCT38351
Hammered Glass Shades
Of Grey Mix Mosaic
305x305mm
G




BCT38344
Stone and Glass
Grey Mix Mosaic
300x300mm
G



BCT38375
Black Hammered
Glass Mosaic
305x305mm
G



BCT38337
Grey Glass
Mix Mosaic
300x300mm
G



BCT38320
Hexagon Porcelain
White Mosaic
300x300mm
P M G



BCT38313
Hexagon Porcelain
Black Mosaic
300x300mm
P M G

Mosaics can
create a unique
look in any
room!



BCT38481
Limestone Honed
Mosaic
305x305mm
NS M



BCT38528
Beige/Emperador
Polished Mosaic
305x305mm
NS G




BCT38535
Emperador Glass
Polished Mosaic
305x305mm
NS G



M000113
Natural CM-114
Mosaic
305x305mm
NS M



M000117
Natural CM-104
Mosaic
305x305mm
NS M




BCT38474
Hammered Glass
Natural Mosaic
305x305mm
G



BCT38504
Glass/Stone
Natural Mosaic
300x300mm
NS G



BCT38290
Lemon Marble
Brick Mosaic
300x300mm
NS G



M000118
Natural CM-105
Mosaic
305x305mm
NS M



M000121
Natural CM108
Mosaic
305x305mm
NS M




BCT38306
Lemon Marble
Square Mosaic
300x300mm
NS G



BCT38542
Natural Linear Glass
Stone Mix Mosaic
300x300mm
NS G



BCT38498
Stone/Glass/metal/
Pearl Mix Mosaic
300x300mm
NS G



M000120
Natural CM-107
Mosaic
305x305mm
NS M



M000119
Natural CM-106
Mosaic
305x305mm
NS M

MOSAICS

FROM
british ceramic tile

Create a feature
panel or
introduce as
a border.

NATURALS.


The Naturals story celebrates the unique beauty of natural stone to offer a timeless look that will lavish walls and floors for years to come.

MOSAICS


FROM
british ceramic tile

BRIGHT & BEAUTIFUL.

Colourful by nature, Bright and Beautiful features mood-boosting blues and aquas in a variety of finishes including hammered iridescent and lustre effects.

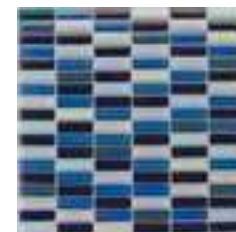


BCT38467
Blue Hammered
Glass Mosaic
305x305mm
G




BCT38450
Crackle Blue
Ceramic Mosaic
305x305mm
G

Create a
feature panel
or introduce
a border.



BCT38429
Reactive Blue
Glass Mosaic
300x300mm
G



BCT38443
Blue Glass
Mix Mosaic
300x300mm
G




BCT38436
Stone Autumn
Mix Mosaic
300x300mm
NS G



BCT38566
Mother of Pearl
Mosaic Dark
305x305mm



BCT38597
Faceted Glass
Mosaic
300x300mm

BCT38580
Mother of Pearl
Mosaic Light
300x300mm



BCT38610
Silver Foil
Glass Mosaic
300x300mm






BCT38627
Bronze Foil
Glass Mosaic
300x300mm




BCT38634
White Glacier
Glass Mosaic
318x303mm



BCT38559
White Hexagon
Stone Mosaic
305x265mm
 



MOSAICS

FROM
british ceramic tile

LUXE.

Luxe brings together unique shapes and luxurious finishes such as mother of pearl for the ultimate finish to any room.




EVERYDAY WHITES.

A simple white collection in a range of sizes and finishes. Something for all tastes.




CAN41806
Reflections
White Wall
248x398mm
C G



CAN41790
Flat Gloss
White Wall
248x398mm
C G




BCT15499
Flat Gloss
White Wall
300x600mm
C G




BCT38450
Crackle Blue
Ceramic Mosaic
305x305mm


BCT4813
Flat Satin
White Wall
248x398mm
C S




BCT19922
White Gloss Wall
248x498mm
C G



BCT19939
White Satin Wall
248x498mm
C S



BCT21063
White Gloss
Wall
298x498mm
C G



BCT21070
White Satin
Multi Use
298x498mm
C S PEI 3

Create and
impact with
a colourful
border

TECHNICAL INFORMATION.

Technically Perfect

At British Ceramic Tile we strive to be faultless in our approach to meeting the strictest of technical standards. We produce in excess of 20,000m² of tiles every day and we do so within internationally recognised standards. This is a difficult technical challenge yet we do not compromise on any of these standards.

It is only by manufacturing in such volume, with such consistent technical precision, that we can be sure that we are able to pass on the benefits of our modern manufacturing capability downstream to our specifiers and end users in the form of better value for money in our product.

BS EN14411

As with most construction products, the main technical characteristics of ceramic tiles are classified by international standards. For ceramic tiles, the relevant harmonised European standard is BS EN 14411. This standard encompasses the BS EN ISO 10545 suite of ceramic tile test methods.

Within EN 14411, ceramic tiles are classified into various groups to reflect the range of production processes and product characteristics. The products manufactured in our factory in Devon are classified as group BIII and are covered by Annex L of the standard. We manufacture to strict levels of quality control throughout the entire production process to ensure all products meet or exceed these requirements. We periodically have the tiles independently assessed by an accredited ceramic test laboratory (LUCIDEON).

CE Marking and Product Directives

The CE mark is a mandatory conformity mark for many products within the European Economic Area (EEA). By affixing the CE mark, the manufacturer asserts that the item meets all the essential requirements of all applicable harmonised European standards as set out in the relevant European Product Directives. For ceramic tiles, the requirements for CE marking are contained within Annex ZA of EN 14411. This standard meets the requirements of the Mandates M/119 (Floorings) and M/121 (Internal

and external wall and ceiling finishes) given under the EU Construction Products Directive (89/106/EEC).

Slip Resistance

There is a duty of care upon stakeholders involved in specifying flooring products (manufacturers, architects, distributors, installers etc.) to ensure that the surfaces are fit for purpose and do not pose a safety risk. One of the key considerations is defining its slip resistance. The latest version of EN14411 does not define a single test protocol for assessing slip resistance. Instead several tests have been deemed to be acceptable and it has been left to individual EU member states to determine their favoured test. For the UK, the only slip test recognised by the Health and Safety Laboratory is the pendulum test. Other slip tests e.g. DIN 51130 Ramp or Tortus are not recognised.

For ceramic tiles, the use of the pendulum is covered by BS 7976-2. The test is designed to simulate the action of a slipping foot and uses a weighted swinging arm which contacts the test surface via a standard rubber heel (slider). The slip resistance is calculated by measuring the upswing - the greater the upswing, the lower the slip resistance.

Abrasion Resistance of Glazed Floor Tiles (PEI)

All floor coverings are exposed to wear due to the abrasive action of dirt particles contained on the soles of the user's footwear. Over prolonged periods this causes the appearance of the tile to change. As applied to glazed ceramic floor tiles, surface abrasion is assessed by BS EN ISO 10545-7.

This test is a compulsory requirement for glazed ceramic tiles intended to be used in flooring applications. This test involves subjecting the glazed tile to an abrasive load and establishing the number of revolutions required to cause visible damage to the glazed surface. The test results are classified into one of six wear resistance groups ranging from class 0 (unsuitable for floors) to class 5 (suitable for intensive pedestrian traffic). The test and the

associated scale were originally developed by the Porcelain Enamel Institute (PEI) and hence the term PEI is frequently encountered in this field. Annex N of EN14411 provides informative guidance on suitable end uses for each wear class. To avoid the risk of premature wear, tiles with a wear resistance classification that meets (or exceeds) that required for the particular application should be used.

Class 0	Not recommended for use on floors.
Class 1	Very light traffic. Soft soled footwear or bare feet without direct access from outside (ensuite bathrooms).
Class 2	Light traffic. Soft soled or normal footwear with very occasional exposure to scratching dirt (living rooms, main bathroom areas, bedrooms).
Class 3	Light to Moderate Traffic. Normal footwear in the presence of small amounts of scratching dirt (any residential area with the possible exception of some entries and kitchens if extremely heavy or abrasive traffic is anticipated).
Class 4	Moderate to Heavy Traffic with some scratching dirt (entrances, commercial kitchens, hotels, exhibitions).
Class 5	Heavy traffic over sustained periods with some scratching dirt (shopping centres, airport concourses, hotel foyers).

BS EN ISO 10545-7 and the associated scale are only applicable to glazed tiles. Unglazed floor tiles, e.g. through body porcelain are subjected to a different wear test, namely BS EN10545-6 which measures resistance to deep abrasion.

Tile Fixing Recommendation

The fixing of tiles to walls and floors is governed by several British Standards, notably the BS 5385 series and BS 8000-11. A list of the individual standards is given here:

Fixing standards

BS 5385-1 Wall and floor tiling. Design and installation of ceramic, natural stone and mosaic wall tiling in normal internal conditions. Code of practice

BS 5385-2 Wall and floor tiling. Design and installation of external ceramic and mosaic wall tiling in normal conditions. Code of practice

BS 5385-3 Wall and floor tiling. Design and installation of internal and external ceramic floor tiles and mosaics in normal conditions. Code of practice

BS 5385-4 Wall and floor tiling. Design and installation of ceramic and mosaic tiling in special conditions. Code of practice

BS 5385-5 Wall and floor tiling. Design and installation of terrazzo, natural stone and agglomerated stone tile and slab flooring. Code of practice

BS 8000-11.1 Workmanship on building sites. Code of practice for wall and floor tiling. Ceramic tiles, terrazzo tiles and mosaics

BS 8000-11.2 Workmanship on building sites. Code of practice for wall and floor tiling. Natural stone tiles

A list of standards relating to adhesives and grout is listed here:

BS EN 12004 Adhesives for tiles - Requirements, evaluation of conformity, classification and designation

BS EN 13888 Grout for tiles — Requirements, evaluation of conformity, classification and designation

The nature of the background should always be a primary consideration, since it determines the type of adhesive to be used and whether any intermediate substrate or other preparatory treatment is required before tiling can commence. Factors relating to the background to be considered are numerous and include the type of material, condition, straightness, porosity, presence of soluble salts etc. Early consideration should also be given to the provision of movement joints in order to allow stresses that result from movement of the background, e.g. drying shrinkage, thermal changes and moisture changes to be dissipated.

We also recommend that tiles are separated with minimum tile joints of 2mm for wall tiles and 3mm for floor tiles.

Ceramic tiles can be fixed using cementitious, dispersion or reaction resin adhesives that are suitable for the required application and the type of tile type to be fixed (BIII, BIIa etc.). The fixing method to be used varies depending on the type of background, the nature of the adhesive and the anticipated service conditions of the installation. Therefore, the recommendations of the relevant British Standard and the specific instructions of the adhesive manufacturers should be followed.

The performance requirements of adhesives are specified in BS EN 12004.

The performance requirements of grouts are specified in BS EN 13888. It should be noted that some coloured grouts can cause staining on certain glazed tiles. Following the recommendations given in BS 5385, we recommend that when using coloured grouts, a loose sample should first be tested to ensure the tile does not absorb pigment into its surface.

Cleaning & Maintenance

With proper care and attention, a correctly installed, good quality ceramic tile should give many years of trouble-free service.

The Tile Association "Cleaning & Maintenance of Ceramic Tiles" publication recommends:

Hard water deposits, soap, scum and body oils build up and, therefore thorough and frequent cleaning is essential.

The best way to prevent build up of soap, scum and body oil deposits is to use a plastic scouring pad with the appropriate cleaner when cleaning. Acidic based proprietary cleaning materials should not be used with ceramics, porcelain or natural stone.

Wet rooms with inadequate ventilation to remove excess moisture may have fungal growth on the tiles or grout. This can be controlled by wiping with a dilute solution of bleach and leaving it for five minutes before cleaning off. If the fungal growth is not completely removed the bleach may be re-applied and scrubbed with a brush to loosen. The surface should always be rinsed thoroughly with clean water. Bleach should always be used with caution and never mixed with other chemicals. Adequate ventilation should be provided when using these materials.

DDA Requirements

When specifying ceramic wall and floor tiles, the main consideration relating to the Disability Discrimination Act 2005 is colour contrast. Having visual contrast between adjacent elements of a building (e.g. doors, walls, stair edging) allows partially sighted people to differentiate between these elements.

Compliance with this Act can be achieved by following the guidance in either the Building Regulations 2004 Part M or BS 8300.

Both of these documents refer to Light Reflectance Values (LRV) to denote colour contrast. LRV is a measure of the total quantity of visible light reflected by a surface. It is measured on a scale of 0 to 100, with 0 being a perfect absorbing black and 100 being a perfect reflecting white.

In practice a typical black matt tile would have a score of around 5, while a pure white gloss tile would typically score around 90. All other tile colours fit in between these two extremes. The larger the difference between the LRVs of adjacent surfaces the greater the visual contrast is and the easier it is for someone with impaired vision to

perceive the difference.

In order to ensure buildings meet the DDA requirements, Part M: 2004 requires an LRV difference between adjacent surfaces of at least 30 points. The latest BS 8300 guidance (incorporating Amendment 1 June 2005) states that there is research-based evidence that a difference of about 20 points may be an acceptable minimum for large areas. For wall and floors tiles, we recommend an LRV difference of 20 points (minimum) and where possible at least 30 points.

Shading

Tiles from British Ceramic Tile are manufactured to the highest British and European standards. During the manufacturing of ALL ceramic tiles, some variations in shade and pattern can occur, however we are confident that the tone will be consistent. We recommend that sufficient tiles are purchased at one time to complete the jobs. Do not fix tiles if you cannot obtain an acceptable blend for any reason.

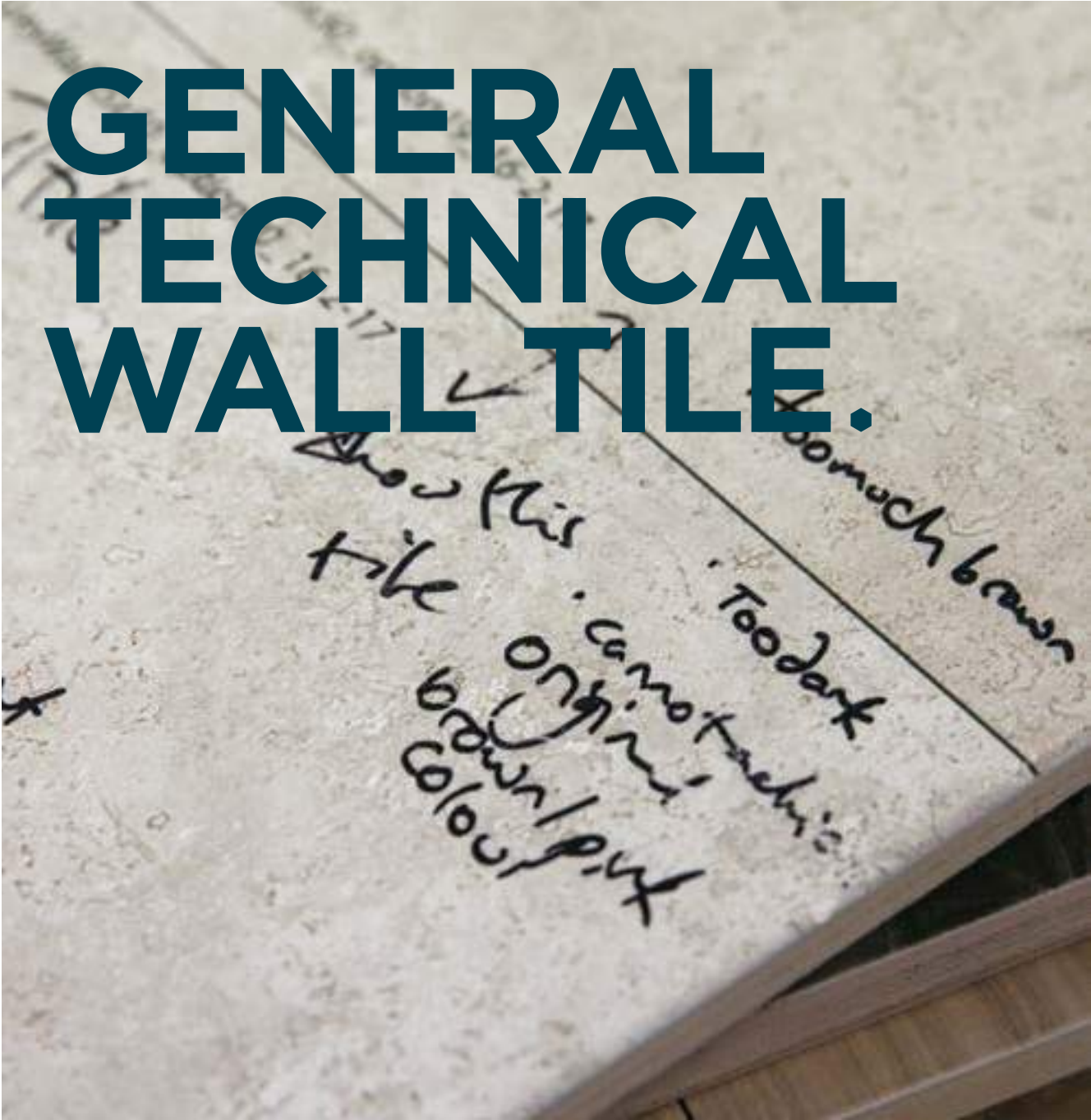
Modular Metric

Our tiles are modular metric. This means that the tile Size (mm)s have been designed to accommodate the grout gap in the module Size (mm). This makes it easy to calculate the area that will be covered by the tiles after they have been fixed. Following the recommendations given in BS 5385, our wall and floor tiles have been designed for 2mm and 3mm grout joints respectively. As an example, our equivalent of a 200 x 250mm wall tile actually measures 198 x 248 mm and one box of twenty tiles will produce 1 m² of tiled wall when fixed using 2mm spacers.

General

The product images shown in this catalogue are as accurate as the limitations of the printing process will allow. Please refer to actual product samples before purchasing.

Every effort has been made to ensure the accuracy of the information given in this literature. In the interests of progress, however, British Ceramic Tile reserves the right to change specifications and availability without prior notice.



Dry Pressed Tiles, Group BIII, E>10%

DIMENSIONAL PROPERTIES

	TEST NORM	NORM STANDARD VALUE	BRITISH CERAMIC TILE VALUE
Length and Width	EN ISO 10545-2	+/- 0.5% to a max +/- 2.0mm	Complies with standard
Thickness	EN ISO 10545-2	+/- 10% to a max +/- 0.5mm	Complies with standard
Side Straightness	EN ISO 10545-2	+/- 0.3% to a max +/- 1.5mm	Complies with standard
Rectangularity	EN ISO 10545-2	+/- 0.5% to a max +/- 2.0mm	Complies with standard
Surface Flatness	EN ISO 10545-2	Centre & Edge + 0.5%, to -0.3% to a max + 2.0 to - 1.5mm Warpage +/- 0.5%to a max +/- 2.0mm	Complies with standard

PHYSICAL PROPERTIES

	TEST NORM	NORM STANDARD VALUE	BRITISH CERAMIC TILE VALUE
Slip Resistance	BS7976	Not applicable	-
Breakage Charge	EN ISO 10545-4	Thickness ≥ 7.5mm, >600N:< 7.5mm>200N	Complies with standard
Modulus of Rupture	EN ISO 10545-4	Thickness ≥ 7.5mm, Average Min 12N/mm ² Thickness <7.5mm Individual min 15N/mm ²	Complies with standard
Water Absorption	EN ISO 10545-3	>10%	Complies with standard
Resistance to Abrasion	EN ISO 10545-7	Not applicable	-
Resistance to Thermal Shock	EN ISO 10545-9	Manufacturer's Declaration	Resists
Crazing Resistance	EN ISO 10545-11	Required	Resists
Frost Resistance	EN ISO 10545-12	Not applicable	-

CHEMICAL PROPERTIES

	TEST NORM	NORM STANDARD VALUE	BRITISH CERAMIC TILE VALUE
Resistance to Acids & Alkalis	EN ISO 10545-13	Manufacturer's Declaration	Complies with standard
Resistance to Household Cleaning Products	EN ISO 10545-13	Minimum Class B	Complies with standard
Resistance to Staining	EN ISO 10545-14	Minimum Class 3	Complies with standard
Release of Lead and Cadmium	EN ISO 10545-15 <small>SI2006 No3179: The Ceramic Articles in Contact With Food (England) Regulations 2006</small>	Manufacturer's Declaration	Complies with standard



Glazed porcelain tiles- Class Bla

DIMENSIONAL PROPERTIES

	TEST NORM	NORM STANDARD VALUE	BRITISH CERAMIC TILE VALUE
Length and Width	EN ISO 10545-2	+/- 0.6% to a max +/- 2.0mm	Complies with standard
Thickness	EN ISO 10545-2	+/- 5% to a max +/- 0.5mm	Complies with standard
Side Straightness	EN ISO 10545-2	+/- 0.5% to a max +/-1.5mm	Complies with standard
Rectangularity	EN ISO 10545-2	+/- 0.6% to a max +/-2.0mm	Complies with standard
Surface Flatness	EN ISO 10545-2	+/- 0.5% to a max +/-2.0mm	Complies with standard

PHYSICAL PROPERTIES

	TEST NORM	NORM STANDARD VALUE	BRITISH CERAMIC TILE VALUE
Slip Resistance	BS7976-2	Manufacture's Declaration (Pendulum Test)	Complies with standard
Breakage Charge	EN ISO 10545-2	Thickness ≥ 7.5mm, >1300N: <7.5mm, >700N	Complies with standard
Modulus of Rupture	EN ISO 10545-4	>35N/mm²	Complies with standard
Water Absorption	EN ISO 10545-3	≤0.5%	Complies with standard
Resistance to Abrasion	EN ISO 10545-7	Manufacture's Declaration	Complies with standard
Resistance to Thermal Shock	EN ISO 10545-9	Manufacturer's Declaration	Resists
Crazing Resistance	EN ISO 10545-11	Required	Resists
Frost Resistance	EN ISO 10545-12	Manufacturer's Declaration	Complies with standard

CHEMICAL PROPERTIES

	TEST NORM	NORM STANDARD VALUE	BRITISH CERAMIC TILE VALUE
Resistance to Acids & Alkalis	EN ISO 10545-13	Manufacturer's Declaration	Complies with standard
Resistance to Household Cleaning Products	EN ISO 10545-13	Minimum Class B	Complies with standard
Resistance to Staining	EN ISO 10545-14	Minimum Class 3	Complies with standard
Release of Lead and Cadmium	EN ISO 10545-15 <small>SI2006 No3179: The Ceramic Articles In Contact With Food (England) Regulations 2006</small>	Manufacturer's Declaration	Complies with standard

METRIC TO IMPERIAL CONVERSION.

TILE SIZE (CM)	TILE SIZE (INCHES)	TILES NEEDED FOR COVERAGE									
		1M² / 10.76ft²	2M² / 21.53ft²	3M² / 32.29ft²	4M² / 43.06ft²	5M² / 53.82ft²	6M² / 64.58ft²	7M² / 75.35ft²	8M² / 86.11ft²	9M² / 96.88ft²	10M² / 107.64ft²
10X10	4x4	100	200	300	400	500	600	700	800	900	1000
10X20	4x8	50	100	150	200	250	300	350	400	450	500
10X40	4x15	25	50	75	100	125	150	175	200	225	250
15X7.5	6x3	89	178	267	356	445	534	623	712	800	889
15X15	6x6	45	89	134	178	223	267	312	356	400	445
15X50	6x20	14	29	40	54	67	80	94	107	120	134
30X7.5	12x3	45	89	134	178	223	267	312	356	400	445
25X33	10x13	13	25	37	49	61	73	85	97	110	122
25X40	9.8x15	10	20	30	40	50	60	70	80	90	100
25X50	10x20	8	16	24	32	40	48	56	64	72	80
30X30	12x12	12	23	34	45	56	67	78	89	100	112
33X33	13x13	10	19	28	37	46	56	65	74	83	92
30X50	12x20	7	14	20	27	34	40	47	54	60	67
30X60	20x24	6	12	17	23	28	34	39	45	50	56
50X50	20x20	4	8	12	16	20	24	28	32	36	40
60X60	24x24	3	6	9	12	14	17	20	23	25	28



NOTES.

This image shows a full page of blank handwriting practice paper. It features approximately 20 evenly spaced, horizontal blue lines across the entire width of the page. The background is a solid off-white color, providing a clear contrast for the blue lines. There are no margins, text, or other markings present.

NOTES.

This image shows a single sheet of white paper with horizontal blue ruling lines. The lines are evenly spaced and run across the width of the page. There are no margins, text, or other markings on the paper.

british ceramic tile

For further details contact your ASM or Customer Services on:

+44 (0) 1626 831 455

globalteam@britishceramictile.com

Heathfield, Newton Abbot, Devon. TQ12 6RF

The Hub, Summit House, Bradford Road, Cleckheaton. BD19 6BW



britishceramictile.com

February 2018